

REARO®

TRADELINE™

RELIABLE &
EASY TO INSTALL
SHOWER PANELS





BIANCO MARBLE

SUPPLIED AS

TONGUE & GROOVE ~ 2.86m ² 2420mm 1180mm	TONGUE & GROOVE ~ 1.4m ² 2420mm 580mm
SQUARE EDGE ~ 2.9m ² 2420mm 1200mm	

ABOUT TRADELINE

Tradeline offers a premium waterproof panel system, ideal for projects ranging from residential homes to large-scale commercial developments and sensitive care environments.

Manufactured in the UK with a moisture-resistant MDF (**MR MDF**) core combined with a durable laminate face and a laminate compensator on the reverse, Tradeline's non-porous surface naturally inhibits mould and bacteria growth, ensuring easy cleaning and superior hygiene.

A practical and stylish alternative to traditional tiling, Tradeline provides a wide range of high-pressure laminate décors to suit any project.

TEN YEAR MANUFACTURER'S GUARANTEE

Every Tradeline panel comes with a ten year manufacturer's guarantee, giving you peace of mind on all your projects.



MADE IN SCOTLAND, AVAILABLE UK-WIDE

We are proud to manufacture every Tradeline panel within our 67,000sq ft premises in Govan, Glasgow.




Please note: Printed colours may vary from the final product. The availability of some décors is limited.

DÉCORS

TRADELINE™


High pressure laminate décor panels in GLOSS, MATTE & TEXTURED finishes.



ROYAL GREY MARBLE
MATTE



INDUSTRIAL STONE
MATTE




GLIMMER WHITE
GLOSS



WINTER CLOUD
GLOSS




WHITE
GLOSS



BRECCIA MARBLE
GLOSS



CREAM PEARL
GLOSS




SUMMER CLOUD
GLOSS



PEARLESCENT WHITE
GLOSS




BIANCO MARBLE
Matte




AUTUMN WOOD
TEXTURED




AZORES STONE
GLOSS




BARON ELM
MATTE



BEIGE STONE
TEXTURED



DOLCE VITA
TEXTURED




ELEMENTAL ASH
TEXTURED




EUCLID GREY
TEXTURED




ICED QUARSTONE
TEXTURED




IRON OXIDE
TEXTURED




ITALIAN GRANIGLIA
MATTE




MANITOBE
GLOSS



NERA STONE
TEXTURED




SANDSTONE GREY
MATTE




SCALA GREY
MATTE

PANEL TRIMS

COLOURS




INTERNAL CORNER




Used as a connection between two panels in inward facing corner areas.

END CAP




Used to finish any exposed board edges.

EXTERNAL




Used for outward facing corner areas.

H-SECTION



Used to join **SQUARE EDGE** shower panels together easily by simply slotting into position.

QUADRANT END



Used to finish any exposed board edges, giving a smooth curved appearance.

OUR OTHER PRODUCTS

As a leading manufacturer and supplier of surfaces, Rearo offers many solutions: Selkie Board, Senses Kitchen Surfaces, Bühne, Magnetik, and Antimicrobial Cladding as well as commercial washrooms. Each system is tailored to specific sector needs, considering factors like hygiene and water resistance. Our wall lining solutions provide easy installation, professional results, and minimal maintenance, making them ideal for any commercial space.

SELKIE

Our flagship retail range, also available for commercial use, is primarily a bathroom wall panel.

SENSES KITCHEN SURFACES

Transform kitchens into environments that stimulate the senses and elevate everyday living. The range features a curated selection of worktops, breakfast bars, upstands and splashbacks, all designed with a focus on rich textures and striking decors.

ANTIMICROBIAL WALL LINING

Inhibits microorganism growth (bacteria, mould, fungi). Incorporated antimicrobial agents disrupt microorganism cell function upon contact. Benefits include enhanced hygiene, reduced infection risk and durability with easy maintenance. Common applications include healthcare, food preparation, education, commercial spaces, and residences.

WASHROOM COLLECTION

Rearo offers a full range of toilet cubicle systems designed for commercial washrooms, manufactured in the UK. They range from the RapidFit range, designed for quick installation and is available off-the-shelf, through the custom-fit Aspire range and Nurture designed for nurseries and early years settings, to the totally bespoke Triumph Privacy range. We can also create bespoke cubicle solutions to fit specific project requirements. All systems also include options for IPS (Integrated Plumbing System) panels and vanity units.



BÜHNE

Designed for high-ceiling applications (in increments of up to 3000mm), such as office developments, airports and transport hubs. This system ensures consistent coverage across large wall areas. Created to meet the fire requirements for public areas.

MAGNETIK

A complete cladding system with integrated whiteboard capabilities. The built-in metallic layer allows for both dry-erase writing and magnetic displays, fostering collaboration in co-working spaces. Unlike standard whiteboards, this system provides full floor-to-ceiling coverage.

REARO[®]
COMMERCIAL SURFACES

29 Loanbank Quadrant, Govan, Glasgow, G51 3HZ
E sales@rearo.co.uk T 0141 440 0800

Shop online at www.rearo.co.uk
Find us online at www.rearocommercial.co.uk